



P.O. Box 238  
1 Main Street N  
Kimball, MN 55353

Phone: (320) 398-2725  
Fax: (320) 398-2720  
E-mail:

Clerk: nicole.pilarski@ci.kimball.mn.us  
Deputy Clerk: trista.kramer@ci.kimball.mn.us

### City Hall Hours

- Monday 8:00am to 4:30pm
- Tuesday 8:00am to 6:00pm
- Wednesday: 8:00am to 1:00pm
- Thursday: 8:00am to 5:00pm
- Friday 8:00am to 4:30pm

### Upcoming Council Meetings

November 2 & 16  
December 7 & 21

November Recycling Weeks:  
2nd, 16th, & 30th

*Just a friendly reminder...* utility bills are due the 28th of each month. Payments can be made at the city office during business hours, placed in the drop slot, mailed or pay online (follow the links on the City of Kimball website). The City of Kimball also accepts credit cards in person and over the phone.

**City Hall Closed:**  
November 11th  
November 25th & 26th



# November 2021



## Stop!! Don't flush that!

What in the world is that?!?

That's a picture of what your putting into the sewer system. Now why would this matter to you?

Believe it or not, each and every day people put things down the kitchen sink drain or flush items down the toilet that they should not be putting down the drain.

Repairing a pump alone due to these items cost over \$5,000 (not including time and labor). That may not seem like much in the grand scheme of things, but there are numerous pumps that this is affecting within the City.



- ◆ **DO NOT** pour grease or oil down drains. Grease such as cooking oils, tallow, bacon grease, ect. will harden in the lines, and on the float switches, causing the pumps not to work.
- ◆ **DO NOT** flush non-biodegradable items down drains. Items such as cigarette butts, dental floss, Q-tips, disposable diapers, sanitary napkins, tampons or condoms can clog the pump and pipes.
- ◆ **DO NOT** flush rigid or gritty materials down drains such as cat litter, coffee grounds, chicken bones, egg shells, fish scales, ect. Limit the material you put through a garbage disposal to edible food products only.
- ◆ **DO NOT** pour flammable or volatile liquids down drains such as gas, waste oil, and thinners. It is illegal to dispose of these items in the sewer system.
- ◆ **DO NOT** pour household chemicals down drains, such as paint, pesticides, herbicides, strong cleaning products, or other toxic chemicals.

Those items can get caught in the sewer lines and lift station pumps which can then cause a sewer back-up into your basement or the basement of your neighbors. Please check the packaging for proper means of disposing cleaning products and personal hygiene item.

**"Disposable" does not mean "Flushable" and even if it says "Flushable" PLEASE put it in the garbage**



**Remember  
It's a TOILET  
not a  
TRASH CAN**



### Winter and Snow Reminders

We would like to remind all snow removal operators and property owners that it is unlawful to deposit snow on or next to a public highway or street. Minnesota law prohibits the plowing, blowing, shoveling or otherwise placing of snow onto public roadways. This includes the ditch and right of way area along the roadside.

This would also include pushing the snow from your driveway across the street onto the right-of-way of a vacant lot. The snow from your property needs to remain on your property.

According to state law, violations are considered misdemeanors, but civil penalties also apply if the placement of snow creates a hazard such as a slippery area, frozen rut or bump that contributes to a motor vehicle or pedestrian crash. The civil liability can extend to both the property owner and the person who placed the snow.

Other hazards created by improper placement of snow on or near a public roadway include drainage problems, drifting, sight obstruction and safe accessibility. Special attention should be made to keep crosswalks, intersections, entrances and exits clean and unobstructed. We appreciate your cooperation in this matter.

#### Sidewalk Cleaning

Please keep in mind that your sidewalks need to be cleared within 24 hours after a snow fall of 2 inches or more or blown in by the wind. It is the property owner's responsibility to clear the abutting sidewalk to their property. If your sidewalk isn't cleared within the allowed amount of time, the city will follow the abatement process; this means the City will clear it for you and send you a bill.

**Snow Removal Policy** - Snow accumulation must be over 2 inches before the plowing operation begins. Priority streets are plowed first. The sand and salt mixture will be minimized to certain areas. Cleaning adjacent to and in front of mailboxes is the resident's responsibility.

#### Winter Parking Reminder

No person shall park a vehicle upon any street in the City between the hours of 10:00 p.m. and 6:00 a.m., on any date that falls between 12:01 a.m. November 1<sup>st</sup> and 11:59 p.m. April 30<sup>th</sup> of the following year. The City of Kimball may, in its sole discretion, tow any vehicle parked in violation of this section to an impound lot. The cost of the tow and impound fee shall be paid by the owner of the vehicle prior to the vehicle being released from impound.




## Winter Hazard Awareness Week November 15-19, 2021

To help Minnesota residents minimize the risks of winter, the MN Department of Public Safety, in collaboration with the National Weather Service and other State, Federal, and non-profit agencies, sponsors Winter Hazard Awareness Week each fall. Minnesota summers are cherished times. But as the season turns to fall, and the air turns to crisp, we know a Minnesota winter is soon on the way. As we get out the gloves and boots, it is time to refresh out winter safety knowledge and skills - and get prepared.

 Monday, November 15: Winter Weather Overview—Ice storms, blizzards, sub-zero temperatures, winter weather watches, warnings and wind chill.


Tuesday, November 16: Outdoor Winter Safety—Safety on ice, snowmobile safety, hypothermia and frost-bite.



 Wednesday, November 17: Winter Fire Safety—Winter and Holiday fire safety, alternative heat sources, smoke detectors, cooking safety, candles and decorations.

Thursday, November 18: Indoor Winter Safety—Carbon monoxide, radon, mold and general home care.



 Friday, November 19: Winter Driving—Auto safety, snowplows, road conditions, using 5-1-1, winter driving tips and car survival kits.

Detailed information on each day can be found at the website below:

<https://dps.mn.gov/divisions/hsem/weather-awareness-preparedness/Pages/winter-hazard-awareness-week.aspx>

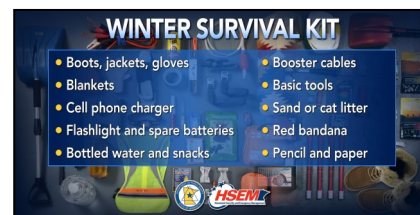
### Winter Driving

Everyone should be cautious about traveling in extreme winter weather. Cold, snow and ice are demanding on cars, drivers and passengers. Most importantly, extreme winter weather can threaten your life.

Prepare your vehicle for winter:

Winterize your vehicle to avoid breakdowns. Have a certified mechanic check the following:

- |                          |   |                    |
|--------------------------|---|--------------------|
| -Battery                 | -Flashing Hazard Lights                       | -Exhaust System    |
| -Wipers and Washer Fluid | -Heater/Defroster                             | -Oil Level         |
| -Antifreeze              | -Brakes                                       | -Thermostat Lights |
| -Ignition System         | -Tires and Air Pressure (consider snow tires) |                    |



Before you Drive:

- Check current road conditions. Go to [www.mn511.org](http://www.mn511.org) for the latest information.
- Set the car radio to stations that regularly broadcast weather warnings, traffic reports and instructions.
- Tell someone where you are going, the routes you plan to travel, and when you expect to return. Report your arrival.
- Before leaving town, fill your gas tank. While traveling, stop frequently to refill your tank.
- Assemble an emergency kit and keep it in the vehicle throughout the season.
- Keep essential items in the car. Include:

- |  |                     |  |                          |
|--|---------------------|--|--------------------------|
| -Bottled water and snacks                | -Windshield scraper | -Blankets  | -Shovel                  |
| -Boots, coats, gloves                    | -Tow Rope           | -Booster Cables  | -Cell phone with charger |
| -Salt/sand/cat litter for tire traction. | -Maps               | -Reflector or bright cloth to use as a distress signal | -Flashlight              |

On the Road:

- Always buckle your seat belt!
- If driving on snow or ice, brake slowly and gently. Brake early when approaching an intersection. If you start to slide, ease off the gas pedal or brakes. Steer into the direction of the slide until you regain traction. Then straighten your vehicle. If you have antilock brakes apply steady pressure.
- Stay within the limits of your vision. If it is too difficult to see, pull off the road and stop. Turn on hazards.
- Decrease speed and increase following distance on hazardous roads. Your speed should adjust for conditions without impeding traffic flow.
- Watch for slick spots, especially on bridges and overpasses. Be prepared to react.
- Never try to pass in blowing snow, as there may be vehicles ahead you cannot see.
- Be alert for snowplows. When a plow is coming toward you, allow room for it to pass. Its blade may come across the centerline. Allow extra distance between your vehicle and service vehicles.
- NEVER drive into a snow cloud. A snow plow may be ahead clearing the lane or preparing to turn around.
- Be careful after any minor crash. If you are bumped from behind and do not feel comfortable exiting your vehicle, motion to the other driver and drive to the nearest safe place to stop.
- Be prepared to turn back and seek shelter if conditions become threatening.

### Don't forget to license your dog by January 1st

Dog owners living within the City of Kimball are required to purchase a dog license every year. Failure to license your dog each year result in a citation. If you own a dog follow the instructions below to avoid a citation.

All dogs 6 months of age and older must be licensed annually and shall wear a dog tag. License must be renewed at City Hall by January 1st, of each year. Bring or mail the following to City Hall:

- ◆ Proof of current rabies vaccination.
- ◆ \$10.00 Licensing fee (after Feb 15 the license fee is \$30).